

In cooperation with:	Executed by:	Supervised by:
 The District Municipality of Ccapi	 <i>Sembramos prosperidad</i>	

The District Municipality of Ccapi and the Board of Juries
Organize the Third Contest

"PACHAMAMA RAYMI"

Who takes best care of Mother Earth?

From the 4th of January until the 30th of June, 2016

Free Inscription

Rules and Regulations of the contest between families

Learning from the best "Allin yachaqkunamantaña yachay"

The school of life teaches you the hard way and gives you wisdom.
You will be ancient when you finally have acquired wisdom.

There is another school, which is "Learning from the best", where you can learn from the experience those who have been working with agriculture or livestock for longer, or who are more productive than you. Through this school, you can acquire wisdom in only a short period of time and with minimal setbacks.

Which of these schools do you prefer?



The families living in the following communities are invited to participate:

District	Communities
Ccapi	Callancha, Cajapucara-Pampahuata, Chocho, Incacona, Incacona-Vista Alegre, Percca-Parcco, Percca-Percca, Cajapucara-Ccascas, Cajapucara, Ccoyabamba, Huatta, Qquehuayllo, Tucuyachi an Uyllullo.

Our sponsor graciously provides funding in order for communities and families to improve their businesses, housing conditions, preventive health, livestock, agriculture, income and other issues.

Therefore, the Rules and Regulations demand that the winners will obtain a high score.

Rules and Regulations of the Contest

PACHAMAMA RAYMI is the celebration of Mother Earth. We organize a contest to see which communities prepare themselves best to and receive from Mother Earth



WHAT DOES THE FAMILY HAVE TO DO IN ORDER TO WIN A PRICE?

The participating families must improve their

Las familias participantes deberán mejorar their farm, animals, houses, assist their children with their school work, and many more things...

- Everyone has to prepare to please Mother Earth, by putting everything in good order!

What will be graded? Only the efforts and progress made during the last six months will be graded.



PRIZES for the best families in every community!

Number of participating families	First prize	Second prize	Third prize	Fourth prize	Fifth prize	Sixth prize	Seventh prize
15 a 30	S/.350	S/.300	S/.250	S/.200	S/.150	S/.100	-
31 a 45	S/.400	S/.300	S/.250	S/.200	S/.150	S/.100	-
46 a 60	S/.500	S/.400	S/.300	S/.200	S/.150	S/.100	S/.100

Winners' league

The families who won in the previous contest, move on to the contest of the district league. This is a contest between all winning families in the district, with the following prizes:

First prize	Second prize	Third prize	Fourth prize	Fifth prize
S/. 800	S/. 700	S/. 600	S/.500	S/.400





The participation of every community will be evaluated by the jury members. They will give a grade for every activity, according to the following table:

Level of advancement	Grade
Very good	9,10
Good	6,7,8
Average	1,2,3,4,5
Nothing	0

The jury members will sum up all the points obtained in the different categories to determine the total score.

Categories	Maximum score
1. Living conditions and health	280
2. Irrigation, crops and pastures	170
3. Forestation	170
4. Family businesses	300
Total for the four categories	920

The participating family can choose one or more businesses, according to their possibilities.

- Raising and breeding guinea pigs
- Raising and breeding of sheep
- Fattening of cows
- Raising and breeding of birds (chickens or ducks)
- Raising and breeding of pigs
- Production of tara (*Caesalpinia Spinosa*)
- Production of tuna (cactusfruit)
- Production of fruits
- Production of honey
- Production of milk

The Jury will grade all businesses that the family has selected. The total grade will be based on the business that received the highest total.



Attention: To win a prize, it is required to obtain at least 50% of the maximum score in every category!





How to enter the contest?

The woman, as head of the family, will inscribe the family

Everyone can participate: single mothers, single parents, widows and widowers. Singles without children can also participate, if he or she does not live with his/her parents, and works independently.

The Board of Juries

Each sub-village shall designate two juries. The juries can be two women or be a man and a woman (at least one must be literate). When the sub-village has over 25 participating families, it will appoint an additional jury for every 25 families.

The jury members will participate in study tours and guide their community or annex.

The Board of Juries (President, Secretary, Treasurer, Vocals) is elected by the General Assembly of all jury members from the district.

The Board of Juries together with the staff of Pachamama Raymi organizes the grading of families and communities. The grades obtained are final and cannot be appealed.

The Board of Juries can disqualify communities with fewer than 15 participating families. Families of a community with less than 15 families register with a neighboring community.

The Board of Juries may declare all or some prizes void in any community if none or only a few families reached an acceptable grade.

El Jurado Calificador

The Board of Juries elects the Qualifying Jury. The Qualifying Jury grades the families according to the criteria and points indicated in this brochure. The jury members are chosen by the communities' assembly at the district level, in the presence of the coordinator of Pachamama Raymi, the municipality, the Health Center and institutions that exist within the jurisdiction of the district.

To prepare for the grading process, the jury members take part in study tours to different communities.

The Qualifying Jury may disqualify a family, for:

- Not attaining at least 50% of the total maximum score
- Not having or not using a latrine or bathroom
- Not having an improved kitchen with chimney or if the chimney does not work well
- Submitting false information
- Not sending their children to primary or secondary school
- Other serious deficiencies, when so decided by the Jury
- Acting incorrectly during the grading process

About the results

The grades given by the Qualifying Jury are not appealable and shall not be subject to claims or discussions. The Qualifying Jury will register the results of the grading in the Minutes of the Board of Juries. All Qualifying Jury members must sign the register.

The Chairman of the Board of Juries will announce publicly which are the winning communities and winning families within a maximum of four days after completion of the grading. In addition, the Chairman shall inform in writing to the Mayor of the District and the Coordinator of Pachamama Raymi.






About the award ceremony


The award winning ceremony will be organized by the Board of Juries. The award winning ceremony will be held in the community which has obtained first place in the contest between communities, or in a place chosen by the Board of Juries. The Jury will inform the Mayor of the District about date, place and other details regarding the award ceremony.

The Board of Jurors may invite District authorities, public officials and other authorities to enhance the award ceremony.



Categories and points to be divided

1. VIVIENDA y SALUD	Points
Living conditions	
The in- and outside of the home is plastered	10
The in- and outside of the home is painted (with local materials)	10
Drawing of the present and the future (on the wall)	10
Separate rooms for the boys and girls	10
A room to receive visitors and tourists	10
A room to read and to keep notebooks and books	10
Cleanliness of the house and a location to keep the trash which can be recycled	10
Construction and functioning of an improved kitchen, oven and sink.	10
Construction and functioning of a chimney (they must not be smoke in the house)	10
Tool shed (Order, cleanliness, maintenance)	10
Storage of food (chuño, potatoes and other products to eat)	10
Avoiding the use of plastic bags (bags made of fabric should be used to do groceries)	10
Construction and maintenance of cupboards and shelves	10
Construction of sheds, livestock enclosures and fences to prevent the entrance of animals in the living areas.	10
Cobbled walkways and a courtyard	10
Maintenance and good use of the bathrooms (with a bin and corner toilet)	10
The in- and outside of the home is plastered	10
Health conditions	
Quantity and variety of food used and produced by the family (vegetable, milk, eggs, meat, fruits)	10
Raising small livestock to improve the family diet (chicken, fish, guinea pigs)	10
Availability and hygiene of drinking water in the home (boiled for the consumption of the family)	10
Control of parasites in domestic animals (dogs, cats, pigs, etc..)	10
Control of anemia and parasites in the children and adults (can present the card of the Health Center)	10
Control health passport of weight and height of children to show growth of children is adequate	10
Control health Passport of pre-post natal care OR family planning card is up to date (pregnant women need to go for a check-up within the first trimester)	10
Affiliation of the family to the national health insurance and services (SIS)	10
Family emergency kit, box or bag (radio, flashlight, batteries, candles, matches)	10
Family does not have and consume alcohol (excessive consumption or being drunk)	10
Identity cards of all family members are present and up to date	10
Maximum score	280





Treatment of parasites

Parasites do much harm to people and animals. However, you can kill these bugs. You have to do several things:

- **Every day.** The treatment against the parasite starts by cleaning the house and personal hygiene, cutting and cleaning of the fingernails, and by washing hands before eating.
- **Each month,** young children and older adults, and dogs, cats and pigs have to take their traditional medicine against parasites.
- **Every three months** all have to take pills against parasites from the Health Center. The communities Health Promotor should request the Health Center to provide or sell the medicines necessary against the parasites.

Availability and drinking water management (collection and storage)

The Qualifying Jury will evaluate the following:

- The family has at least one connection to the community's drinking water system.
- When the community has no drinking water system, the collection of water in clean containers with covers qualifies. Those responsible for collecting the water should wash their hands before collecting it. Containers should have lids, and should never be kept on the floor. Containers should be well out of reach of animals (dog, cats, etc.).
- The water must be boiled before drinking.

Estado de conservación de las piletas (BIEN limpios y CERO fugas).

En este punto el Jurado evaluará:

- Limpieza, no tener charcos de agua ni barro, ni basura a sus alrededores.
- Los grifos deben estar en buen estado, sin fugas.

Construction, use and maintenance of latrines or toilets

The Qualifying Jury will evaluate the following:

- The family must have a latrine or flushing toilet with an hydraulic system.
- The family uses and maintains their latrines or toilets properly (cleanliness, order, soap and other personal hygiene items).

Cleanliness and order in and around the house

Ensure that no animals, including dogs, get inside the living areas.

The floor must be very flat and very hard. The house must have good furniture to make it comfortable: chairs, tables and the good beds. Everything has to be neat and nice.

Well protected holes should be dug with some or all families of the community for the garbage such as plastics, glass and metal.

Batteries contain very dangerous materials, which can cause very serious health problems. All old batteries from radios, flashlights, and batteries from cell phones, watches and others need to be collected. Old batteries from cars have to be kept in a safe and dry place. The old batteries must be collected and delivered or sold to recyclers.

Family planning and pre- and postnatal care

Parents must participate in the family planning program from the Health Center. Some families know herbs and natural methods to plan the number of children. Each family will know how to organize themselves best to live a good life.

If there is a pregnant woman in the family, the jury will verify the existence of the control card for pre- and postnatal care.

Vaccination of all members of the family. The whole family should strictly follow the vaccination programs. It should be made sure small children are vaccinated according to the programs. The Qualifying Jury will check the vaccination cards of every member of the family carefully.

Plastic and recyclable bottles should never be burned. Its ashes and smoke are very toxic and can cause cancer.



Our house needs to be clean, ordered and presentable to live a good life!



Our dreams have to be presented by drawings on the wall, so we can make them a reality!





2. Irrigation, Crops and Pastures	Points
Vegetable garden	10
Crops are kept clean from weeds	10
Production and use of biol (organic leaf fertilizer)	10
Production of compost and use of humus (dung from worms)	10
Production and use of biocides (to control plagues and diseases)	10
Selection and storage of seeds	10
Management and maintenance of the irrigation system	10
Sprinkler irrigation for cultivated grass	10
Recuperation and construction of terraces or platforms for crops	10
Vegetable garden	10
Organization of grazing	
Grazing plan (drawing)	10
Animals are tied up or confined, or correct livestock grazing management is applied (demarcations, fencing or correct herding discipline)	10
Sowing of grass (native and exotic) on bare areas	10
Sowing of white clover in humid areas	10
Reclamation of grass on bare areas and fallow fields	10
Harvest of native grass seed	10
Areas kept as reserves for grazing during hard times	10
Maximum score	170

Pest and disease control in crops

The Qualifying Jury will also check the crops for plagues and diseases. The Jury will check if you made and use of home remedies such as biocides, high ridging/earthing, the burning of diseased plants, and others.

Pest and disease control with chemicals will result in zero points.

Healthy and strong plants do not have diseases. However, it is always necessary to prepare and use biocides, made from different herbs and other things. You also may want to use insect traps.

The Qualifying Jury will grade knowledge and use of ways to control pests and diseases.

Biol

Biol is a foliar fertilizer prepared with different manures and crop residues. To this, other ingredients from the area are added. After mixing, it has to ferment.

Ingredientes para hacer biol:

1. A can or bucket of 18 liters	9. ½ kilo of pine mushrooms
2. One meter of transparent hose.	10. ½ kilo of guinea pig dung
3. A disposable bottle of two litres	11. ½ kilo of chicken dung
4. One kilo alfalfa	12. 4 kilos of fresh bovine dung.
5. 3 tablespoons of sugar	13. ¼ kilo of eggshells
6. Half a litre of milk or whey	14. One spoon of salt
7. Half a litre of chicha	15. ½ kilo of ash
8. ½ kilo of bat dung or ¼ litre of cow, sheep or alpaca blood.	16. 3 tablespoons of rock phosphate
	17. ½ kilo of clay

Ferment everything for a period of 3 months, filter the liquid and keep it in disposable bottles. Avoid the presence of air in the container or can.

Dosage: for a 15 liter backpack sprayer, use 2 liters of Biol. This should be applied twice a month.

Application: Bio is very good for potatoes, corn, wheat, fruit, vegetables, grasses and flowers.





Biocide

Biocide is an insecticide to control pests in crops, to kill insects.

You can prepare the biocide with BITTER roots, plants and animals, such as Ccara Casaca, Piquipiqui, slugs, ants, lorito, Huayttu, Silwi, persimmons, and many other things.

Preparación:

Mezclar en un balde de 18 litros o más, todos los ingredientes molidos. Hay que mezclar todo el preparado con agua. Luego dejar para fermentar 5 o 6 días.

BE CAREFULL: For one 15-liter backpack sprayer, mix with a liter of biocide. One liter of biocide should be mixed with 15 liters of water. The biocide can be very strong. If it is very strong, mix it with a little bit more than half a liter of biol.

You can apply the water with boil or biocide with a broom or sprayer backpack.

Example of ingredients (you can use other local ingredients):

1. Half a kilo of Amacho	8. Half a kilo of rocoto
2. Half a kilo of fruto de yanali	9. Half a kilo of Palmareal
3. Half a kilo of Barbasco	10. Half a kilo of Marjcu
4. Half a kilo of tabacco	11. Half a kilo of Huaranqaysu
5. Half a kilo of tarwi	12. Half a kilo of Santa María
6. One kilo of pacpa	13. Five lemons.
7. Half a kilo of ruda	

It does not matter what kind of animals you have, you should always take good care of them, have a good male animal and make sure only this male breeds with the females. You always have to give them good food, and have a nice place where they can sleep. All this is necessary for chickens, ducks, turkeys, guinea pigs, sheep, pigs, cattle, alpacas, lamas, horses, and even for donkeys.

You can improve the food, health, the race and the general care for the animals.

The animals should never suffer from the cold at night. A roof is necessary, as well as a well-sheltered stable. A stable is much better than a shed.

The animals should never be hungry. So you have to plan that there is food for the whole year and for all animals. You may need to increase the amount of forage stored. To do so, you will need to:

- Rotational grazing, in order for the pasture to recover (separate the whole area in at least 18 several parts, or by tying up the animals). This makes it possible to improve the growth of native grasses.
- You may also sow cultivated crops (ryegrass, alfalfa, dactylis, clover).
- You may also sow white clover between the native and cultivated crops. One a little bit will be sufficient. The clover grows on itself.
- You could produce hay, silage, or make other reserves that the animals can eat. So the animals have enough food during the dry season.
- You have to take special care of the mother and baby animals.
- You can plant or transplant good native grasses on bare areas.
- You can improve the humid areas through controlled grazing, and allowing the grass to recover.
- In the humid areas you can make underground trenches, so it is not so humid (about 80 cm deep). At the bottom of the trench stones are placed to form a tube. Then cover the pipe with charamoscas and bury everything. Water leaving the end of tube stones can be used for irrigation

There are many other things to do. What you do depends on the capabilities of your family. In any case, the amount of food must be sufficient for the number of animals you have. And remember: grazing should always be controlled and rotational. Free grazing ruins the grass and after some years nothing will be left but bare soil.



Use of compost, humus, biol and biocides

The dung from animals is VERY valuable and it is important for the crops. You will need to take good care of these and protect them from the sun and the rain. You can improve the dung by making compost, humus and biol.

You will need lots of compost and humus for your vegetable garden and for all crops and grasslands.

The Qualifying Jury will grade the production and **the results you obtained from using humus, compost, biol and biocides** in all of your crops and fruit trees



3. FORESTACIÓN	Points
Timetable and calendar for foresting activities (production and plantation)	10
Forestation Plan (Drawing)	10
Installation of the family nursery in a safe place	10
Preparation of the substrate for the nursery	10
Distance between the plants	10
Management of the family nursery (number of plants, installation and condition of plants)	10
Variety of the species in the nursery (pine trees, gueñas, alder)	10
Free root planting to avoid the use of plastic bags	10
Replanting of dead saplings in the nursery	10
Participation in communal work related to forestation	10
Management and health of trees planted in the field	10
Number of trees planted in the field	10
Protection of trees	10
Use of organic fertilizer and control of pests and plagues	10
Registration of the production in the tree nursery	10
Timely irrigation of the nursery	10
Care for trees planted in the field	10
Maximum score	170

(*) More Points if more native species are sowed or planted. For the forestation, the existence of lanes between de plants against fires results in more points.




Seeds

Good quality seeds increase the production of crops. You can produce the seeds by sowing on a healthy plot, selecting healthy seeds and by maintaining the crop healthy with good fertilization, with biol, humus or compost and by other organic products.

After the harvest of the seeds that you have produced, you will need to store the seeds with a lot of care for the next planting season.

The Qualifying Jury will check the quality of the seeds and number of varieties of each crop and where and how you have stored the seeds.





4. Family businesses

It is possible to have a business!


You may choose to create one or more businesses, according to your skills and possibilities.



4.1. Raising and breeding of guinea pigs	Puntaje máximo
Quality and maintenance of the stable for the guinea pigs	10
Adequate lighting in the stable	10
Adequate ventilation in the stable	10
Control of humidity in the stable	10
Sufficient space to move and work with the guinea pigs (and use a wheelbarrow)	10
Quality of maintenance of the cages	10
Cleanliness and disinfection of the cages	10
Quality and maintenance of feeders	10
Quality and maintenance of water bottles	10
Quality and maintenance of gazaperas	10
Timely separation of the babies	10
Control and registration of reproduction	10
Elimination of animals that should not or cannot reproduce	10
Selection and marking of reproductive animals	10
Registry booklet (health, weight, etc.)	10
Equipment and veterinarian box with medicines	10
Internal and external parasite control	10
Measures to keep all other animals out of the stable	10
Shoe/boot disinfection box at the entrance (lime, gypsum, ash)	10
Balanced food	10
Number of guinea pigs per cage (no more than 10)	10
Genetic improvement of the animals	10
Control of rodents (rats, mice) and control of flies and other animals in and around the installations and feed deposits.	10
Isolation and treatment of sick animals	10
Numbering and identification tags of the cages	10
Sufficient food reserves during the year	10
Cultivation of exotic crops	10
Storage and use of the dung	10
Registry of sales	10
Participation in a guinea pig association	10
Maximum score	300

To have good guinea pig business you will need more than 200 guinea pigs!

It is very important to sow native grasses along with crops such as barley. The grass is already growing when you are ready to harvest the barley. If you take good care of it, it will become an excellent pasture.



Sheep cut the grass with their teeth when extremely little food is available, as they seek to survive. Therefore, it is important to avoid overgrazing, since the animal can consume the grass to the root, delaying the regrowth. It is very important to organize your livestock grazing to let the grass recuperate.

4.2. Raising and breeding of sheep	Points
Business plan (drawing)	10
Register of mating (crossover)	10
Register of health	10
Register of calving	10
Checking the sheep for parasites and diseases (campaign of dosages)	10
Selling or consuming of animals which are not productive	10
Castration of male who should not reproduce	10
Change the reproducing animals every two years (fresh blood)	10
Use of a calendar for the breeding	10
Constructing of a breeding stable (chonguitos)	10
Construction of a stable to give birth	10
Proper selection of sheep race	10
Constructing or designation a location to stock the wool	10
Construction and cleanliness of pens and sheds	10
Veterinary facilities and tool (medicine kit with medicine, syringes etc.)	10
Disinfection and maintenance of pens and sheds	10
The conservation of forage for months when grasses are scarce (hay, silage, oats, etc.)	10
Closing and conservation of fields to recuperate the pastures	10
Management of weight of the wool (at the moment of shaving)	10
Good food for the ewes during pregnancy and birth (with forages and concentrates)	10
Fertilization of pastures and crops with decomposed sheep dung.	10
Recuperation of the pastures using the jispachiska method	10
Participation in agricultural fairs	10
Registration of the purchasing and vending of sheep.	10
Registration during and after the weaning of lamps (in fields with good grasses, through the use of ear markers)	10
Separation of the males in other fields with good grasses	10
Classification of the reproducing animals by color, size and genetic makeup.	10
Harvesting and planting of native and cultivated grasses	10
A shed suitable for equipment and tools	10
Participation in a livestock association	10
Maximum score	300

Manejo de praderas

- Riego de pastos naturales e introducidos
- Pastoreo por rotación
- Preparación de suelos y pastos
- Drenar y secar bofedales
- Ampliación de bofedales con agua del drenaje para regar el pasto
- Las cárcavas se pueden controlar, evitando que el agua entre en ellas y haciendo muros de contención de piedra o forestación.





The fattening of cows have a positive impact on the household income. If we improve the conditions of the animals in a short period of time, we can liberate the fields during the dry season, gain more money and take advantage of better vending prices in times of improved demand or short supply.



4.3. Fattening of cows	Points
To be associated with an association of people who fatten cows.	10
Participate actively in the association and the contest	10
Construction and quality of the stables and sheds.	10
Cleanliness and maintenance of stables and sheds.	10
Construction of feeders	10
Cleanliness and maintenance of the feeders	10
Construction of water provision	10
Cleanliness and maintenance of water provision	10
Sufficient reserves of food (hay, silage)	10
Construction and maintenance of the cattle chute	10
Selection of the cattle for fattening	10
Form of registry on fattening of the cattle	10
Registry notebook on campaigns of control (dosage, weight, age etc.)	10
Total weight gain per season per animal	10
Use of veterinary instruments	10
Use of veterinary medication	10
Internal and external control of parasites	10
Quality and maintenance of dung	10
Veterinary facilities and tools (medicine kit, cannula, syringes, disinfectant)	10
Preparation and management of balances food (use of supplies)	10
Drinkability and quality of water for the animals	10
Flowchart of the preparation of balanced food (can be a drawing)	10
Cultivation of exotic grasses (clover, ryegrass, etc.).	10
Registry notebook of expenditures and revenues (cost of production)	10
Overall disinfection of the sheds	10
Participation in fairs and festivals	10
Prevention of tympanisms	10
Knowledge about marketing channels	10
Quantity and quality of pregnant cattle	10
Organization of the tasks within the family	10
Maximum score	300

Use of compost, humus, biol and biocides

The dung from animals is VERY valuable and it is important for the crops. You will need to take good care of these and protect them from the sun and the rain. You can improve the dung by making compost, humus and biol.

You will need lots of compost and humus for your vegetable garden and for all crops and grasslands.

The Qualifying Jury will grade the production and **the results you obtained from using humus, compost, biol and biocides** in all of your crops and fruit trees






The raising and breeding of poultry is an activity which has been part of farmers' lives for many generations. It is simple to raise poultry and the products the animals offer us have high nutritious values and are indispensable to the food of the family.

4.4. Raising and breeding of poultry	Points
Participation in an association of poultry producers	10
Construction of a stable for the poultry	10
Adequate ventilation and light in the stable	10
Production of better poultry (chickens and turkeys)	10
Quantity and quality of poultry (Good is to have more than 50 birds)	10
Construction and maintenance of nests (for the production of eggs)	10
Cleanliness of the nests	10
Cleanliness and disinfection of the stable (inside and outside)	10
Presentation of the plan of activities (can be a drawing)	10
Sufficient food for the animals	10
Preparation of balanced food (with local products)	10
Construction of a location for waste	10
Construction of feeders and water provision (may be self made)	10
Maintenance, cleaning and disinfection of the feeders and water provision	10
Control of parasites interior and exterior (carry out prevention campaigns)	10
The birds cannot enter the latrine, bathroom or fields	10
The birds cannot eat garbage	10
Pens for birds with chicks	10
Spacious, clean and safe pens	10
Selection of the healthy and vigorous poultry (to eliminate diseases)	10
Selection of chicks according to size and age.	10
Permanent availability of clean and disinfected water to the poultry	10
Exploitation of the dung (composting beds)	10
Control of the humidity of the stable (to prevent infectious diseases)	10
Disinfection box at the entrance of the stable (lime, gypsum, ash)	10
Veterinary medicine kit with antibiotics	10
Clean and ordered stocking of food	10
Participation in meetings and trainings	10
Registration of production (control of weight)	10
Commercialization of organization	10
Maximum score	300



Choose good food for your pigs. As you can imagine, the pigs eat a lot. Generally, you must plan and make use of mixed food to make sure the food is balanced.




4.5. Raising and breeding pigs	Puntaje Máximo
Be associated with an association of people who raise pigs	10
Quality of the race of the pigs	10
Construction and maintenance of feeders	10
Construction and maintenance of water provision	10
Sufficient reserves of food (corn, barley, food rests, etc.)	10
Construction and maintenance of piggeries	10
Ear marking or registration of the pigs	10
Registry notebook (breeding, dosage, weight, age etc.)	10
Control of breeding	10
Dosing of the animals	10
Control of the pesticides, inside and outside.	10
Permanent cleaning of the piggeries	10
Veterinary facilities and tools	10
Quality of the butchery	10
Quality and cleanliness of the butcher's tools (knife, tubs etc.)	10
Presentation of the carcass	10
Quality of the carcass	10
Cleanliness of the personal before the butchering	10
Cleanliness of the animal before the butchering	10
Adequate conservation of the carcass	10
Registry notebook for the weight of the carcasses	10
Separation of sows and boars	10
Weaning of offspring (piglets)	10
Quality and maintenance of the dung	10
Stocking and use of the dung in the fields	10
Vaccinations against hog cholera	10
Biosecurity (hygiene, transmission of diseases, location of the farm, etc.)	10
Distance between piggeries (100 metros)	10
Permanent availability of water to the animals	10
Adequate lightning and ventilation	10
Maximum score	300





Production of tuna: when you harvest the tuna while keeping the opening closed, you can keep the tuna fruits for more than a week.



With the right watering it is possible to produce tuna throughout the year!

4.6. Production of tuna	Points
Quantity of new tuna plants in the field	10
Selection and extraction of leaves	10
Drying of the leaves (25 days)	10
Recalce de plantas (reemplazar las plantas muertas)	10
Distanciamiento adecuado entre plantas (más de 3 metros)	10
Abono orgánico en el fondo del hoyo	10
Riego oportuno y permanente de plantas	10
Anillos de riego y fertilización en cada planta	10
Poda de chupones	10
Producción de abonos orgánicos (humus, compost, biol)	10
Uso adecuado de abonos orgánicos (humus, compost, biol)	10
Deshierbe y limpieza de campo (quitar la mala hierba que crece alrededor de la tuna)	10
Limpieza del área de plantaciones (no debe haber basura plásticos)	10
Control de plagas (manejo integral de plagas)	10
Control de enfermedades (manejo integral de enfermedades)	10
Producción de biocidas	10
Uso de biocidas	10
Equipo y herramientas para podar (labores culturales)	10
Poda de formación y fructificación.	10
Raleo de frutos	10
Riego adecuado en la producción	10
Preparación de compost de las pencas podadas	10
Tener más de dos variedades de tuna	10
Cosecha con % adecuado de coloración según variedad.	10
Tener herramienta para la cosecha pico cerrado	10
Limpieza y selección adecuada de la fruta	10
Empacado adecuado de la fruta	10
Participación en la limpieza y deshierbe de terreno con tuna	10
Registro de producción	10
Traslado comercialización y transformación de la fruta	10
Puntaje Máximo	300





La tara se adapta a distintos tipos de suelos, pero puede desarrollarse mejor en suelos de textura intermedia, bien drenados, aireados y profundos.



4.7. PRODUCCION DE TARA	Puntaje máximo
Cantidad de nuevas plantas en campo	10
Distanciamiento adecuado entre plantas	10
Siembra directa	10
Número de plantas en vivero	10
Recalce de plantas (reemplazar las plantas muertas)	10
Selección de semillas	10
Riego oportuno y permanente de plantas	10
Anillos de riego en cada planta	10
Almacenamiento de agua para el riego	10
Producción de abonos orgánicos (humus, compost, biol)	10
Uso adecuado de abonos orgánicos (humus, compst, biol)	10
Deshierbe (quitar la mala hierba que crece alrededor de la tara)	10
Limpieza del área de plantaciones (no debe haber basura plásticos)	10
Control de plagas	10
Control de enfermedades	10
Producción de biocidas	10
Uso de biocidas	10
Equipo y herramientas para podar (tijera, serrucho)	10
Poda sanitaria (eliminar ramas secas y/o enfermas)	10
Poda de formación de copa	10
Selección y poda de rebrotes	10
Desinfección del tallo después de la poda	10
Eliminación de plantas parásitas que están encima o junta a la tara	10
Cosecha adecuada (solo los frutos maduros y secos)	10
Participación en las faenas en vivero central	10
Participación en faenas para el cuidado de la tara	10
Participación en el riego de la tara	10
Participación en la limpieza y deshierbe de terreno con tara	10
Registro de producción	10
Organización para la venta de tara	10
Puntaje Máximo	300






Para la **producción de frutas** es importante emplear materia orgánica para el abonamiento. También es necesario elaborar y utilizar biol o biocidas, así como también producir fertilizantes naturales como el compost o humus.



4.8. PRODUCCION DE FRUTAS	Puntaje máximo
Ser socio de asociaciones de productores o cooperativas	10
Utilizar patrones para cada tipo de frutales	10
Adecuado distanciamiento de plantas	10
Abonamiento con materia orgánica	10
Poda de frutales anual	10
Manejo adecuado de brotes	10
Permanente riego	10
Limpieza de frutales	10
Campo libre de malezas	10
Variedad de frutales	10
Calidad y cantidad de frutales	10
Producción de biol y biocidas	10
Uso de biol y biocidas	10
Producción de compost o humus	10
Uso de compost o humus	10
Uso de abonos orgánicos (biol, compots, humus, biocidas)	10
Uso de trampas caseras contra las plagas	10
Manejo adecuado de riego	10
Injerto de frutales (cantidad y manejo adecuado)	10
Sanidad de plántulas	10
Vivero familiar (cantidad de plántulas)	10
Evita el uso de fertilizantes químicos	10
Evita el roce con quema de arbustos	10
Almacén adecuado para las frutas	10
Selección y cosecha oportuna de frutas	10
Limpieza y mantenimiento del almacén (no ingresan animales)	10
Participación e las faenas comunales con fines forestales y frutícolas	10
Apoya en las trabajos en el vivero	10
Participación en reuniones y cursos de capacitación	10
Organización para la venta	10
Puntaje Máximo.	300





El ganado vacuno para producción de leche tiene como primera prioridad el consumo de forrajes de calidad, los cuales proveen mejores nutrientes a un menor costo que los alimentos concentrados.

4.9. GANADO LECHERO	Puntaje Máximo
Ser socio de una asociación de productores de leche	10
Calidad de vacas productoras de leche	10
Calidad y mantenimiento de comederos	10
Calidad y mantenimiento de bebederos	10
Suficiente reserva de alimentos (heno, ensilado, etc.)	10
Construcción y mantenimiento del brete	10
Construcción y calidad de establos, cobertizos.	10
Limpieza y mantenimiento de establos, cobertizos.	10
Areteado y registro de animales	10
Cuaderno de registro (empadre, dosificación, peso, edad, etc.)	10
Control de empadre	10
Dosificación de animales	10
Control de parásitos externos e internos	10
Calidad y mantenimiento de estercoleros	10
Equipo y herramientas (botiquín y equipo veterinario)	10
Calidad de sala de ordeño	10
Limpieza de sala de ordeño	10
Calidad y limpieza utensilios de ordeño (baldes, jarras, etc.)	10
Presentación de productos (embazado, etiquetado, etc.)	10
Calidad del almacén de utensilios de ordeño.	10
Limpieza del personal antes del ordeño	10
Limpieza y desinfección de los pezones del ganado	10
Adecuada conservación de la leche	10
Cuaderno de registro de producción de leche	10
Separación del reproductor de las hembras	10
Separación de las crías (becerros)	10
Calidad y mantenimiento de estercoleros	10
Almacenaje y aprovechamiento del estiércol en campos de cultivo	10
Plan de pastoreo ordenado	10
Cultivo de pastos nativos y exóticos asociados	10
Puntaje máximo	300

¡¡ El pasto !! Asegúrate tener la cantidad adecuada para que evites el sobre pastoreo. Idealmente debes tratar de rotar o gestionar el pastoreo intensivo tanto como puedas.



La **polinización** de las plantas en floración, silvestres o cultivadas, es indispensable para que la vida continúe sobre la tierra. Las abejas cumplen esta función. **La miel de abejas** es un producto muy popular, provee beneficios medicinales y nutricionales. **La producción apícola** bien manejada puede generar buenos ingresos.



4.10. APICULTURA	Puntaje máximo
Ser socio de una asociación de apicultores	10
Las colmenas son estándar	10
Mantenimiento y limpieza de colmenas	10
Calidad de la construcción de las colmenas	10
Calidad de piso y techo interno	10
Calidad de techo externo	10
Calidad y tamaño de la piquera (por donde entran y salen las abejas a la colmena)	10
Altura (más de 50 cm), estabilidad y calidad de la base en la que se colocan las colmenas	10
Mantenimiento y limpieza de bastidores	10
Plan y cronograma de manejo (limpieza, revisión)de colmenas	10
Cuaderno de registro del manejo de las colmenas	10
Funcionamiento del ahumador	10
Espátula o tenedor para retirar tapas de cera	10
Velo para proteger la cabeza del apicultor	10
Overol (pantalón y camisa unidos) para la protección dl apicultor	10
Guantes para la protección de las manos del apicultor	10
Orientación de las cajas de colmenas en lugares seguros y protegidos.	10
Limpieza del equipo de protección (Velo, overol, guantes, botas)	10
Orden y limpieza del depósito de miel	10
Orden y limpieza de los materiales (en almacén)	10
Extractor y su calidad	10
Calidad de filtro (media nylon nuevo)	10
Botiquín de primeros auxilios contiene pastillas antihistamínicos	10
Conoce los primeros auxilios para atender accidentes y problemas con las abejas	10
Conoce cómo administrar las pastillas antihistamínicos	10
Cuaderno de registro de gastos y ventas	10
Plan de ampliación de la producción	10
Prevención de enfermedades y plagas	10
Plantación de árboles melíferas y de polen	10
Siembra de flores melíferas (trébol blanco y otros)	10
Puntaje máximo	300



¡¡CUIDADO!!
El jurado puede descalificar a la familia si no logra alcanzar
el 50% de puntos





Recuerda:

No hay que depositar en el suelo pilas ni baterías de reloj, de celulares o de vehículos. Estas cosas contaminan el suelo y envenenan a los animales y la gente. Las pilas y baterías usadas deberán ser recolectadas y ser entregados o vendidos a recicladores.



Sanidad y cuidado de los animales

Animales sanos producen buena leche, buena carne y se puede vender a un buen precio. Para ello hay que cuidar de enfermedades y parásitos tanto externos como internos.

Los animales deberán recibir sus vacunas contra la fiebre aftosa, carbúnculo y la cólera porcina. Se necesitan dosificaciones para prevenir y dar tratamiento a los parásitos internos. Hay que hacer baños para controlar los parásitos externos.

Otorgará mayor puntaje el empleo de buenas medicinas caseras preparadas con recursos propios.




¡NO QUEMES PLÁSTICO!

La quema de plástico es una amenaza para la salud y el medio ambiente. El humo que respiras **PRODUCE CÁNCER AL PULMÓN**, problemas respiratorios, afectación al sistema nervioso, dolores de cabeza y otras secuelas. El plástico contiene toxinas que el cuerpo humano no puede eliminar. Las madres gestantes transmiten estas toxinas a sus bebés por medio de la placenta. Las toxinas (dioxinas) se quedan en la tierra de siembra; pueden terminar en el agua y en nuestra comida.

REDUCE, REUSA, RECICLA

Evita la quema de plásticos, material sintético o jebes. Reduce la compra de productos con envases de plástico o reúsalos creativamente de distintas maneras. Separa los plásticos en un lugar adecuado y ponte de acuerdo con tus autoridades para buscar la mejor manera de darles un destino final.



Mother Earth will receive your respect,
offers and efforts to take care of her.
She will give you abundance and prosperity.

Offices of Pachamama Raymi

CUSCO

Pavitos 567 (interior), Cusco
Telf. 084-236540
immerzeel@pachamamaraymi.org

TANZANIA - AFRICA

Majengo A, Block M, Plot N°37. Magugu,
Babati.
House of Mr. Rodney Mburuja.
Cellphone: 00-255-789768069

Referential map of Ccapi District

